




**INVESTMENT PORTFOLIO SUMMARY REPORT**  
**ESCAMBIA COUNTY BOARD OF COUNTY COMMISSIONERS**  
**INVESTMENT PORTFOLIO SUMMARY REPORT**  
**FISCAL YEAR 2021-2022**  
**August 31, 2022**



Prepared by: \_\_\_\_\_  
Pam Childers  
Clerk of the Circuit Court & Comptroller  
First Judicial Circuit, Escambia County



**ESCAMBIA COUNTY BOARD OF COUNTY COMMISSIONERS**  
**INVESTMENT PORTFOLIO SUMMARY REPORT**  
**FISCAL YEAR 2021-2022**  
**August 31, 2022**

**INVESTMENT PORTFOLIO COMPOSITION**

SUMMARY OF INVESTMENT ALLOCATION	Market Value	
	July 31, 2022	August 31, 2022
Bank Accounts	\$30,497,640	\$32,829,610
Local Government Investment Pools <sup>(1)</sup>	\$315,069,681	\$315,666,384
Local Government Investment Pools <sup>(2)</sup>	\$34,533,345	\$34,427,698
Certificates of Deposit	\$15,636,532	\$15,654,187
Money Market Mutual Fund	\$287,135	\$121,439
U.S. Treasury Bond/Notes	\$37,054,296	\$37,031,394
Federal Agency Bond/Note	\$11,036,916	\$8,936,790
Municipal Bonds	\$3,457,549	\$3,434,401
Asset-Backed Securities (ABS)	\$13,670,054	\$14,542,236
Corporate Notes	\$25,924,534	\$26,290,126
<b>Total Portfolio Assets:</b>	<b>\$487,167,683</b>	<b>\$488,934,265</b>
<b>Current Month Earnings:</b>	<b>\$570,454</b>	<b>\$422,466</b>
<b>Fiscal Year to Date Earnings:</b>	<b>\$573,909</b>	<b>\$988,413</b>

<sup>(1)</sup> FL PRIME, FLCLASS, FL-FIT

<sup>(2)</sup> FL TRUST

**SHORT TERM AND LONG TERM CORE PORTFOLIO PERFORMANCE STATISTICS**

SHORT TERM PORTFOLIO:	July 31, 2022	August 31, 2022
<b>Market Value</b>	<b>\$395,737,199</b>	<b>\$398,577,879</b>
<b>Short Term Portfolio Yield:</b> <sup>(3)</sup>	<b>1.68%</b>	<b>2.21%</b>
Benchmark: S&P GIP Index 30 Day Gross of Fees Yield:	1.45%	2.12%
<b>Fiscal YTD Earnings:</b>	<b>\$185,674</b>	<b>\$681,359</b>
LONG TERM CORE PORTFOLIO:	July 31, 2022	August 31, 2022
<b>Market Value</b>	<b>\$91,430,484</b>	<b>\$90,356,386</b>
<b>CORE Portfolio Yield to Maturity at Market:</b>	<b>2.94%</b>	<b>3.42%</b>
Benchmark Merrill Lynch 1-3 Year U.S. Treasury Index:	2.92%	3.45%
<b>CORE Portfolio Total Return:</b>	<b>0.48%</b>	<b>-0.63%</b>
Benchmark Merrill Lynch 1-3 Year U.S. Treasury Index:	0.34%	-0.72%
<b>Effective Duration (Years)</b>	<b>1.72</b>	<b>1.77</b>
Benchmark Merrill Lynch 1-3 Year U.S. Treasury Index:	1.76	1.74
<b>Fiscal YTD Earnings:</b>	<b>\$388,235</b>	<b>\$307,054</b>

<sup>(3)</sup> Short Term Yield calculated without BoA Operating Accounts (ECR)



**ESCAMBIA COUNTY BOARD OF COUNTY COMMISSIONERS  
INVESTMENT PORTFOLIO REPORT  
FISCAL YEAR 2021-2022  
August 31, 2022**

**SHORT TERM INVESTMENT PORTFOLIO:**

**PORTFOLIO COMPOSITION DISTRIBUTION & CREDIT QUALITY:**

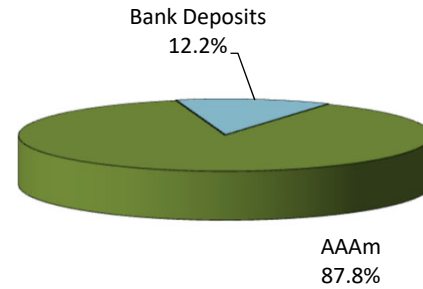
<b>Investment Type</b>	<b>Market Value</b>	<b>Percent Allocation</b>
Bank of America Checking Account	\$ 32,829,610	8.2%
Certificates of Deposit	15,654,187	3.9%
Local Government Investment Pools*	315,666,384	79.2%
Local Government Investment Pools**	34,427,698	8.6%

Total Short Term Portfolio Assets: **\$ 398,577,879** 100.0%

\*FL PRIME, FLCLASS, FL-FIT

\*\*FL TRUST

**Short Term Portfolio Credit Quality**

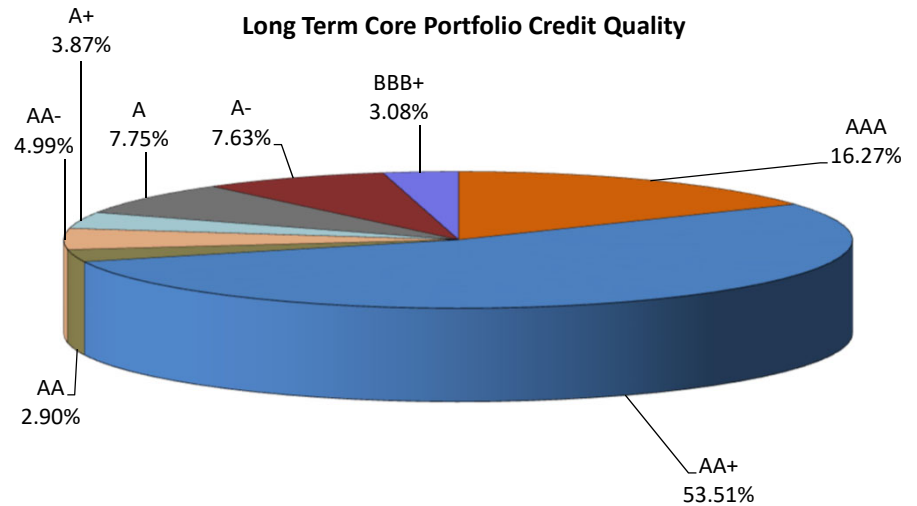


**LONG TERM INVESTMENT PORTFOLIO:**

<b>Investment Type</b>	<b>Market Value</b>	<b>Percent Allocation</b>
U.S. Treasury Bond / Note	\$ 37,031,394	41.0%
Federal Agency Bond / Note	8,936,790	9.9%
Corporate Note	26,290,126	29.1%
Municipal Bonds	3,434,401	3.8%
Asset-Backed Securities (ABS)	14,542,236	16.1%
Money Market Mutual Fund - Federated Government	121,439	0.1%

Total Long Term Core Portfolio Assets: **\$ 90,356,386** 100.0%

**Long Term Core Portfolio Credit Quality**





**ESCAMBIA COUNTY BOARD OF COUNTY COMMISSIONERS**  
**INVESTMENT POLICY COMPLIANCE REPORT**  
**FISCAL YEAR 2021-2022**  
**August 31, 2022**

<b>Security Type</b>	<b>Market Value</b>	<b>Percent Allocation</b>	<b>Permitted by Policy</b>	<b>In Compliance</b>
United States Treasury Securities	37,031,394	7.6%	100%	Yes
Federal Instrumentalities	8,936,790	1.8%	50%	Yes
Local Government Investment Pools	350,094,082	71.6%	75%	Yes
Certificates of Deposit	15,654,187	3.2%	50%	Yes
Corporate Notes	26,290,126	5.4%	25%	Yes
State and/or Local Government Debit	3,434,401	0.70%	25%	Yes
Asset-Backed Securities (ABS)	14,542,236	3.0%	25%	Yes
Bank Accounts - Bank of America	32,829,610	6.71%	100%	Yes
Money Market Mutual Fund	121,439	0.0%	50%	Yes
<b>Total Investment Holdings</b>	<b>488,934,265</b>	<b>100.0%</b>		

<b>Individual Issuer Breakdown</b>	<b>Market Value</b>	<b>Percent Allocation</b>	<b>Permitted by Policy</b>	<b>In Compliance</b>
Ally Auto Receivables Trust	589,745	0.1%	5%	Yes
Amazon.com INC	584,495	0.1%	5%	Yes
American Express Co	1,293,605	0.3%	5%	Yes
Astrazeneca PLC	308,279	0.1%	5%	Yes
Bank of America Co	917,588	0.2%	5%	Yes
Bank Accounts - Bank of America	32,829,610	6.7%	100%	Yes
Bank of Montreal	437,155	0.1%	5%	Yes
Bank of Nova Scotia	1,067,121	0.2%	5%	Yes
BMW Financial Services NA LLC	513,135	0.1%	5%	Yes
BMW Vehicle Owner Trust	343,391	0.1%	5%	Yes
Bristol-Myers Squibb CO	274,913	0.1%	5%	Yes
Centennial Bank	5,248,207	1.1%	15%	Yes
Canadian Imperial Bank of Commerce	671,880	0.1%	5%	Yes
Capital One Financial Corp	1,459,188	0.3%	5%	Yes
Carmax Auto Owner Trust	1,979,909	0.4%	5%	Yes
Caterpillar Inc	735,220	0.2%	5%	Yes
Charles Schwab	181,460	0.0%	5%	Yes
Citigroup INC	907,230	0.2%	5%	Yes
City of Tampa	145,143	0.0%	5%	Yes
CNH Equipment Trust	468,470	0.1%	5%	Yes
Colgate-Palmolive Co	88,484	0.0%	5%	Yes
Deere & Company	507,118	0.1%	5%	Yes
Discover Financial Services	1,388,689	0.3%	5%	Yes
DORMITORY AUTHORITY OF NEW YORK	408,630	0.1%	5%	Yes
FANNIE MAE	1,572,255	0.3%	25%	Yes
FLORIDA STATE BOARD OF ADMIN FIN CORP	581,538	0.1%	5%	Yes
Fidelity Institutional Government MMF	121,439	0.02%	25%	Yes
FLCLASS	57,571,842	11.8%	50%	Yes
FL-FIT	63,637,471	13.0%	50%	Yes
Florida Prime (SBA)	194,457,072	39.8%	50%	Yes
Florida Local Government Investment Trust	34,427,698	7.0%	50%	Yes
Ford Credit Auto Owner Trust	230,041	0.0%	5%	Yes
FREDDIE MAC	7,364,535	1.5%	25%	Yes
Glaxosmithkline PLC TAL	270,665	0.1%	5%	Yes
GM Financial Consumer Automobile Trust	505,588	0.1%	5%	Yes
GM Financial Leasingtrust	616,417	0.1%	5%	Yes
Goldman Sachs Group INC	1,212,393	0.2%	5%	Yes
Harley-Davidson Motorcycle Trust	473,506	0.1%	5%	Yes
HOME DEPOT INC	68,102	0.0%	5%	Yes
Honda Auto Receivables	418,329	0.1%	5%	Yes
Hormel Foods Corp	441,164	0.1%	5%	Yes
HSBC Holdings PLC	767,472	0.2%	5%	Yes
Hyundai Auto Receivables	751,389	0.2%	5%	Yes
John Deere Owner Trust	511,780	0.1%	5%	Yes



**ESCAMBIA COUNTY BOARD OF COUNTY COMMISSIONERS**  
**INVESTMENT POLICY COMPLIANCE REPORT**  
**FISCAL YEAR 2021-2022**  
**August 31, 2022**

Individual Issuer Breakdown	Market Value	Percent Allocation	Permitted by Policy	In Compliance
JP MORGAN CHASE & CO	1,222,079	0.2%	5%	Yes
Kubota Credit Owner Trust	810,914	0.2%	5%	Yes
Maassmutual Global Funding	349,110	0.1%	5%	Yes
Mercedes-Benz Auto Lease Trust	157,036	0.0%	5%	Yes
Metlife Inc	1,247,341	0.3%	5%	Yes
Morgan Stanley	787,459	0.2%	5%	Yes
National Australia Bank LTD	482,056	0.1%	5%	Yes
National Rural Utilities Co Finance Corp	270,983	0.1%	5%	Yes
Nestle SA	634,188	0.1%	5%	Yes
New Jersey Turnpike Authority	180,268	0.0%	5%	Yes
New York & New Jersey Port Authority	254,506	0.1%	5%	Yes
New York Life Insurance Company	423,034	0.1%	5%	Yes
New York ST Urban Development Corp	1,132,646	0.2%	5%	Yes
Nissan Auto Lease Trust	104,871	0.0%	5%	Yes
Nissan Auto Receivables	71,030	0.0%	5%	Yes
Nvidia Corporation	444,703	0.1%	5%	Yes
Paccar Financial Corp	704,268	0.1%	5%	Yes
Principal Financial Group Inc	562,018	0.1%	5%	Yes
Protective Life	439,072	0.1%	5%	Yes
Prudential Financial Inc	623,592	0.1%	5%	Yes
Roche Holding AG	739,155	0.2%	5%	Yes
Royal Bank of Canada	1,057,724	0.2%	5%	Yes
Servisfirst Bank	10,405,980	2.1%	15%	Yes
State of Connecticut	731,670	0.15%	5%	Yes
State Street Corporation	434,376	0.1%	5%	Yes
Sumitomo Mitsui Financial Group INC	437,987	0.1%	5%	Yes
Svenska Handelsbanken AB	235,073	0.0%	5%	Yes
The Bank of New York Mellon Corporation	1,149,636	0.2%	5%	Yes
Toronto-Dominion Bank	1,362,816	0.3%	5%	Yes
Toyota Lease Owner Trust	244,889	0.1%	5%	Yes
Toyota Motor Corp	1,583,761	0.3%	5%	Yes
Unilever PLC	94,206	0.0%	5%	Yes
UNITED STATES TREASURY	37,031,394	7.6%	100%	Yes
Unitedhealth Group INC	447,231	0.1%	5%	Yes
USAA Capital Corp	712,210	0.1%	5%	Yes
Verizon Owner Trust	463,617	0.1%	5%	Yes
Westpac Banking Corp	315,142	0.1%	5%	Yes
World Omni Auto Rec Trust	1,236,863	0.3%	5%	Yes
<b>Total Investment Holdings</b>	<b>488,934,265</b>	<b>100%</b>		